

Deluxe Sewing Cabinet

Parts List

Tools needed: Phillips screwdriver,
flat-head screwdriver.

Part **F** - 36 3/4" x 23 1/4" Board

Part **G** - 26" x 18 1/4" Board

Part **H** - 26" x 18 1/4" Board

Part **J** - 26 1/4" x 15 3/4" Board

Part **M** - (top board) (folded) 38" x 26"
(extended) 76" x 26"

Part **D** - 25 1/2" x 23 3/8" Board

Part **E** - 35 1/2" x 25 1/2" Board

Part **C** - 25 1/2" x 23 3/8" Board

Part **A** - 25 1/2" x 11" Board

Part **B** - 11" x 11" Board

Part **K** - 20 1/2" x 11 1/4" Board

Part **KK** - Lift mechanism

Part **N** - 38" x 26" Board

Part **I** - Track with catch

Part **P** - Track w/o catch

Part **L** - Door knobs w/ screws (2)

Part **O** - Piano hinges (2)

Part **Q** - Cam Lock (11)

Part **R** - Cam screw (11)

Part **S** - Magnetic Catch (2)

Part **T** - Strike (2)

Part **U** - Hinge (5)

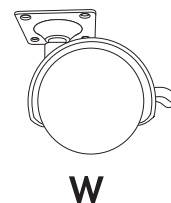
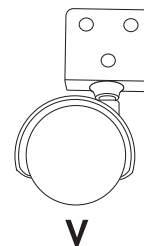
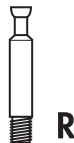

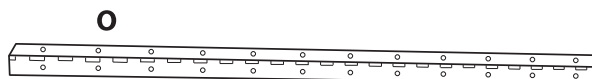
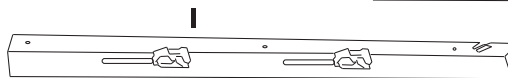
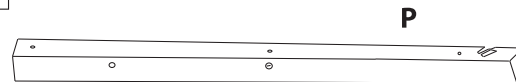
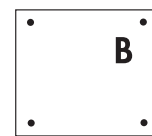
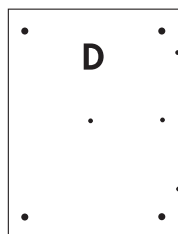
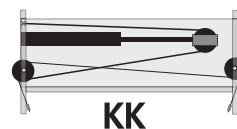
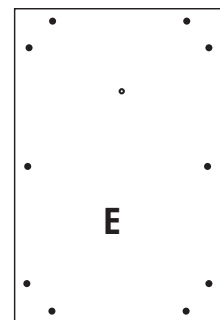
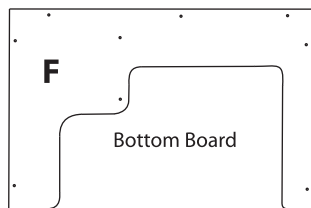
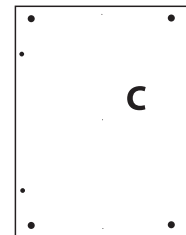


Part **V** - Leg caster (3)

Part **W** - Locking Caster (4)

Part **X** - 2" Pan Head screws (18)

Part **Y** - Flat Head screws (57 gold, 52 black)

Part **Z** - Plastic Anchors (18)



Oil Bottle